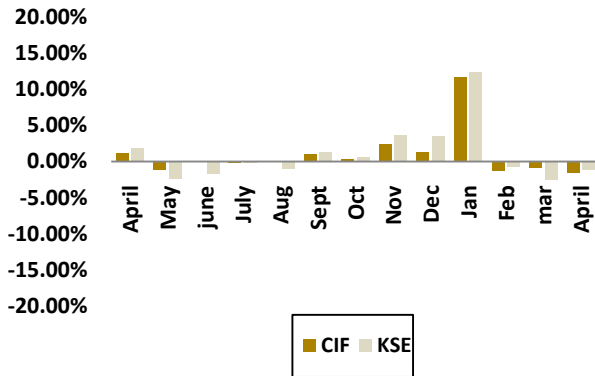


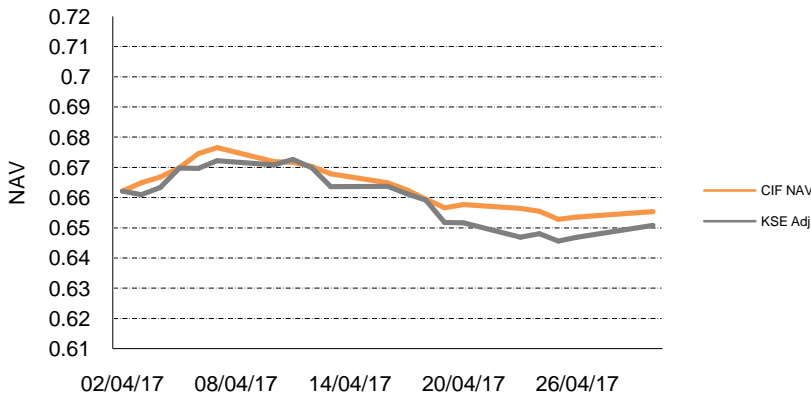
Monthly Fund Performance

	Apr	May	June	July	Aug	Sept	Oct	Nov	Dec	Jan	Feb	Mar	Apr
NAV	1.12%	1.19%	0.12%	0.23	0.06%	1.02%	0.35%	2.43%	1.39%	11.71%	1.23%	0.93%	1.66%
KSE	1.8%	2.42%	1.67%	0.20	0.96%	1.30%	0.62%	3.7%	3.53%	12.44%	0.79%	2.54%	1.20%

NAV vs. KSE monthly performance (April 2016–April 2017)



CIF NAV vs. adjusted KSE Wtd Index Daily basis - April 2017



Monthly Performance of the Fund

	Fund	KSE Wtd
NAV	0.655	
YTD - 2017	6.81%	7.42%
Since Inception	53.23%	195.77%
Volatility – SD (12months)	11.88%	13.79%
Sharpe Ratio (12months)	0.76	0.63
Beta	0.8971	

Top Five Holdings

- 1 – Kuwait Cement
- 2 – National Bank Of Kuwait
- 3 – Kuwait Finance House
- 4 – Kuwait Projects
- 5 – Salhiya Real Estate

Funds Sectors Allocation

Basic Materials	4.99%
Industrial	23.07%
Consumer Goods	0.00%
Consumer Service	0.00%
Telecommunication	3.54%
Banks	22.82%
Insurance	0.92%
Real Estate	11.69%
Financial Service	8.01%
Technology	1.17%
Unquoted Sector	0.90%
Cash & Cash Equivalent	22.89%

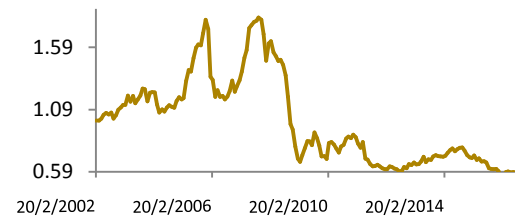
Investment Policy

The Fund management team has adopted a seamless, strategic and analytical approach towards enhancing fund returns while controlling risk, through maintaining a well diversified, high alpha, low beta profile to achieve capital appreciation, paying attention to valuation relative to growth, maintaining minimal losses. Extensively analyzing securities and monitoring company changes and rebalancing the fund with socio-economic changes.

Legal Disclaimer

Coast Mutual Funds are not deposits in, or obligations of, and are not guaranteed by any financial institution. Mutual funds are subject to investment risk. The investment return and principal value of an investment in a mutual fund will fluctuate, and an investor's shares when redeemed may be worth more or less than their original cost. Past performance does not guarantee future results.

Coast Investment Fund NAV - Since Inception



Fund Manager
Coast Investment Co.
Management Fees
1% per annum
Performance
20% above 10% return
Fund Structure
Open-Ended Fund

Inception Date
2002 March
Currency
Kuwaiti Dinar
Minimum Investment
1,000 units
Subscription/Redemption
Up to 2.0%

Subscription/Redemption
Monthly
Custodian:
Gulf Bank
Custodian fees
0.125% per annum
Benchmark
KSE weighted Index

Zawya Code
CICCOIN.MF
Bloomberg
COASTIN:KK
Net Assets:
30.008 Million
Auditor
RSM
Albazie&Co.

Fund Summary