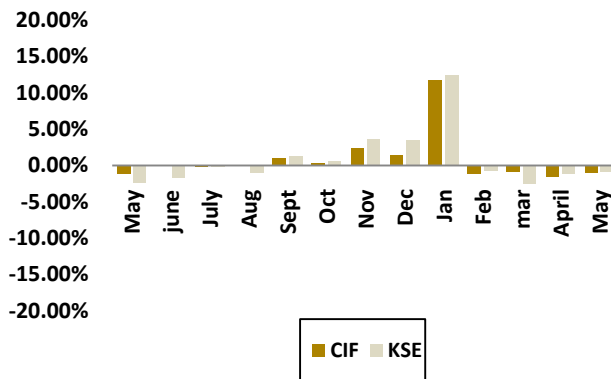


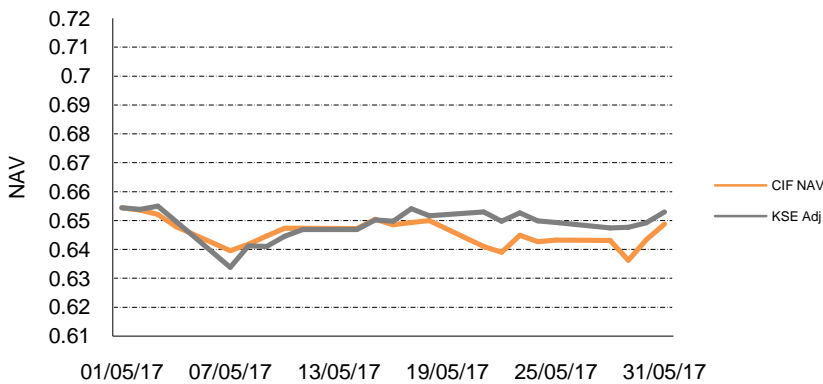
Monthly Fund Performance

	May	June	July	Aug	Sept	Oct	Nov	Dec	Jan	Feb	Mar	Apr	May
NAV	1.19%	0.12%	0.23	0.06%	1.02%	0.35%	2.43%	1.39%	11.71%	1.23%	0.93%	1.66%	-1.01%
KSE	2.42%	1.67%	0.20	0.96%	1.30%	0.62%	3.7%	3.53%	12.44%	0.79%	2.54%	1.20%	-0.94%

NAV vs. KSE monthly performance (May 2016–May 2017)



CIF NAV vs. adjusted KSE Wtd Index Daily basis - May 2017



Monthly Performance of the Fund

	Fund	KSE Wtd
NAV	0.649	
YTD - 2017	5.72%	6.41%
Since Inception	52.17%	192.98%
Volatility – SD (12months)	12.03%	13.89%
Sharpe Ratio (12months)	0.77	0.75
Beta	0.8970	

Top Five Holdings

- 1 – Kuwait Cement
- 2 – National Bank Of Kuwait
- 3 – Kuwait Finance House
- 4 – Salhiya Real Estate
- 5 – Gulf Cables

Funds Sectors Allocation

Basic Materials	5.46%
Industrial	24.72%
Consumer Goods	0.00%
Consumer Service	0.00%
Telecommunication	3.68%
Banks	19.21%
Insurance	0.97%
Real Estate	12.7%
Financial Service	7.64%
Technology	1.3%
Unquoted Sector	0.97%
Cash & Cash Equivalent	23.35%

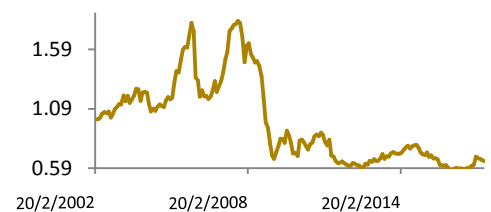
Investment Policy

The Fund management team has adopted a seamless, strategic and analytical approach towards enhancing fund returns while controlling risk, through maintaining a well diversified, high alpha, low beta profile to achieve capital appreciation, paying attention to valuation relative to growth, maintaining minimal losses. Extensively analyzing securities and monitoring company changes and rebalancing the fund with socio-economic changes.

Legal Disclaimer

Coast Mutual Funds are not deposits in, or obligations of, and are not guaranteed by any financial institution. Mutual funds are subject to investment risk. The investment return and principal value of an investment in a mutual fund will fluctuate, and an investor's shares when redeemed may be worth more or less than their original cost. Past performance does not guarantee future results.

Coast Investment Fund NAV - Since Inception



**Fund Manager**  
Coast Investment Co.

**Management Fees**  
1% per annum

**Performance**  
20% above 10% return

**Fund Structure**  
Open-Ended Fund

**Inception Date**  
2002 March

**Currency**  
Kuwaiti Dinar

**Minimum Investment**  
1,000 units

**Subscription/Redemption**  
Up to 2.0%

**Subscription/Redemption**  
Monthly

**Custodian:**  
Gulf Bank

**Custodian fees**  
0.125% per annum

**Benchmark**  
KSE weighted Index

**Zawya Code**  
CICCOIN.MF

**Bloomberg**  
COASTIN:KK

**Net Assets:**  
27.885 Million

**Auditor**  
RSM  
Albazie&Co.

Fund Summary