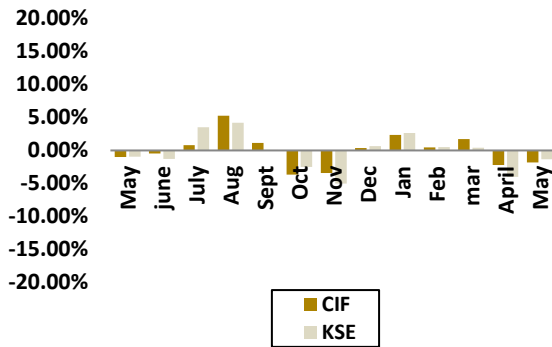


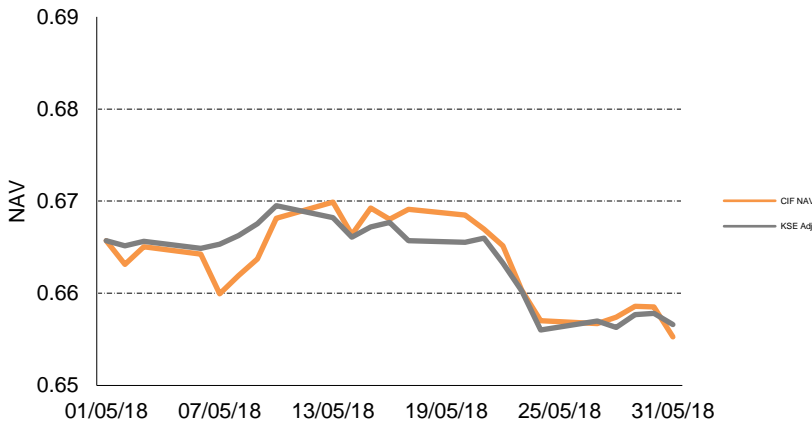
Monthly Fund Performance

	May	June	July	Aug	Sept	Oct	Nov	Dec	Jan	Feb	Mar	Apr	May
NAV	1.01%	0.45%	0.78%	5.24%	1.12%	3.69%	-3.42%	0.37%	2.34%	0.44%	1.79%	2.20%	1.80%
KSE	0.94%	1.27%	3.5%	4.18%	0.03%	2.51%	-5.03%	0.66%	2.63%	0.49%	0.43%	4.02%	1.32%

NAV vs. KSE monthly performance (May 2017–May 2018)



CIF NAV vs. adjusted KSE Wtd Index Daily basis -May 2018



Monthly Performance of the Fund

	Fund	KSE Wtd
NAV	0.655	
YTD - 2018	1.08%	
Since Inception	53.21%	

Top Five Holdings

1 – National Bank Of Kuwait
2 - Kuwait Finance House
3 – Zain
4 – Kuwait Cement
5 – Bubiyan Petro

Funds Sectors Allocation

Basic Materials	8.54%
Industrial	23.02%
Consumer Goods	0.00%
Consumer Service	0.00%
Telecommunication	7.87%
Banks	31.83%
Real Estate	7.51%
Financial Service	3.62%
Technology	0.81%
Investments In Local Funds	3.63%
Unquoted Sector	0.97%
Cash & Cash Equivalent	12.21%

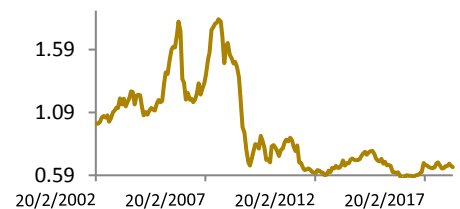
Investment Policy

The Fund management team has adopted a seamless, strategic and analytical approach towards enhancing fund returns while controlling risk, through maintaining a well diversified, high alpha, low beta profile to achieve capital appreciation, paying attention to valuation relative to growth, maintaining minimal losses. Extensively analyzing securities and monitoring company changes and rebalancing the fund with socio-economic changes.

Legal Disclaimer

Coast Mutual Funds are not deposits in, or obligations of, and are not guaranteed by any financial institution. Mutual funds are subject to investment risk. The investment return and principal value of an investment in a mutual fund will fluctuate, and an investor's shares when redeemed may be worth more or less than their original cost. Past performance does not guarantee future results.

Coast Investment Fund NAV - Since Inception



Fund Manager
Coast Investment Co.

Management Fees
1% per annum

Performance
20% above 10% return

Fund Structure
Open-Ended Fund

Inception Date
2002 March

Currency
Kuwaiti Dinar

Minimum Investment
1,000 units

Subscription/Redemption
Up to 2.0%

Subscription/Redemption
Monthly

Custodian:
Gulf Bank

Custodian fees
0.125% per annum

Benchmark
KSE weighted Index

Zawya Code
CICCOIN.MF

Bloomberg
COASTIN:KK

Net Assets:
27.719 Million

Auditor
BDO Al NISF

Fund Summary