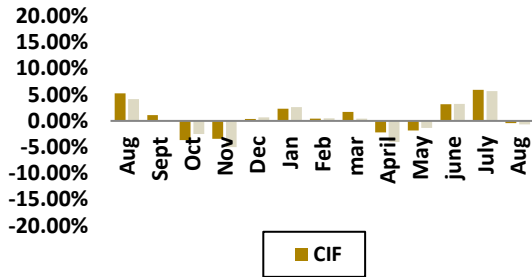


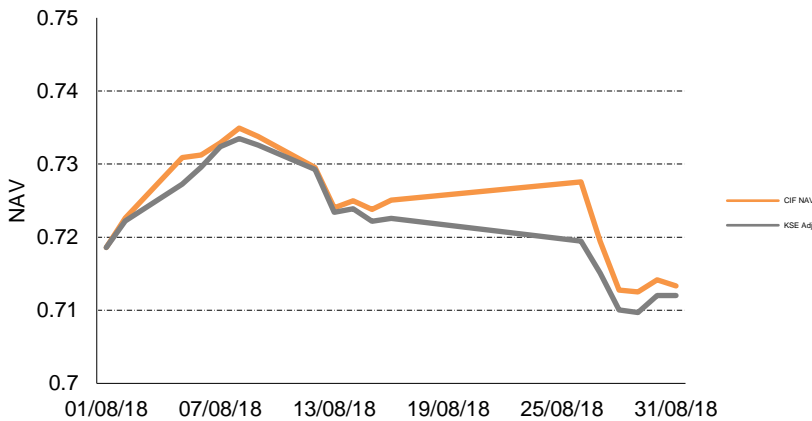
Monthly Fund Performance

	Aug	Sept	Oct	Nov	Dec	Jan	Feb	Mar	Apr	May	June	July	Aug
NAV	5.24%	1.12%	3.69%	-3.42%	0.37%	2.34%	0.44%	1.79%	2.20%	1.80%	3.21%	5.92%	0.42%
KSE	4.18%	0.03%	2.51%	-5.03%	0.66%	2.63%	0.49%	0.43%	4.02%	1.32%	3.27%	5.67%	0.68%

NAV vs. KSE monthly performance (Aug 2017–Aug 2018)



CIF NAV vs. adjusted KSE Wtd Index Daily basis -Aug 2018



Monthly Performance of the Fund

	Fund
NAV	0.713
YTD - 2018	10.03%
Since Inception	62.41%

Top Five Holdings

1 – Kuwait Finance House
2 - National Bank Of Kuwait
3 – Zain
4 – Agility
5 – Bubiyan Petro

Funds Sectors Allocation

Basic Materials	8.200%
Industrial	24.588%
Consumer Goods	0.00%
Consumer Service	0.00%
Telecommunication	8.168%
Banks	32.025%
Real Estate	7.030%
Financial Service	3.979%
Technology	0.739%
Investments In Local Funds	3.36%
Unquoted Sector	0.887%
Cash & Cash Equivalent	11.029%

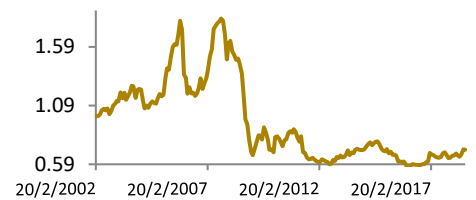
Investment Policy

The Fund management team has adopted a seamless, strategic and analytical approach towards enhancing fund returns while controlling risk, through maintaining a well diversified, high alpha, low beta profile to achieve capital appreciation, paying attention to valuation relative to growth, maintaining minimal losses. Extensively analyzing securities and monitoring company changes and rebalancing the fund with socio-economic changes.

Legal Disclaimer

Coast Mutual Funds are not deposits in, or obligations of, and are not guaranteed by any financial institution. Mutual funds are subject to investment risk. The investment return and principal value of an investment in a mutual fund will fluctuate, and an investor's shares when redeemed may be worth more or less than their original cost. Past performance does not guarantee future results.

Coast Investment Fund NAV - Since Inception



**Fund Manager**  
Coast Investment Co.

**Management Fees**  
1% per annum

**Performance**  
20% above 10% return

**Fund Structure**  
Open-Ended Fund

**Inception Date**  
2002 March

**Currency**  
Kuwaiti Dinar

**Minimum Investment**  
1,000 units

**Subscription/Redemption**  
Up to 2.0%

**Subscription/Redemption**  
Monthly

**Custodian:**  
Gulf Bank

**Custodian fees**  
0.125% per annum

**Benchmark**  
KSE weighted Index

**Zawya Code**  
CICCOIN.MF

**Bloomberg**  
COASTIN:KK

**Net Assets:**  
30.175 Million

**Auditor**  
BDO Al NISF

Fund Summary