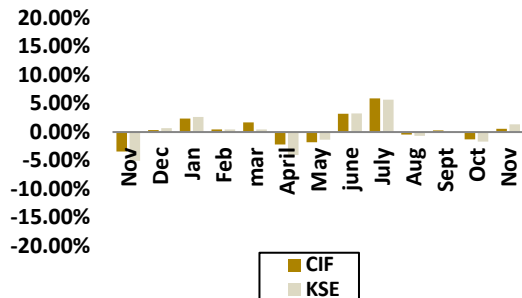


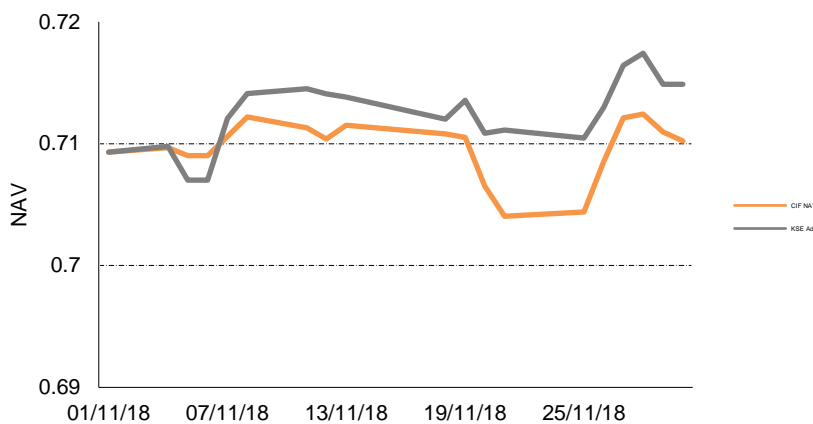
Monthly Fund Performance

	Nov	Dec	Jan	Feb	Mar	Apr	May	June	July	Aug	Sept	Oct	Nov
Nav	-3.42%	0.37%	2.34%	0.44%	1.79%	2.20%	1.80%	3.21%	5.92%	0.42%	0.28%	1.26%	0.57%
KSE	-5.03%	0.66%	2.63%	0.49%	0.43%	4.02%	1.32%	3.27%	5.67%	0.68%	-0.07%	1.69%	1.33%

NAV vs. KSE monthly performance (Nov 2017–Nov 2018)



CIF NAV vs. adjusted KSE All Shares Index Index Daily basis -Nov 2018



Investment Policy

The Fund management team has adopted a seamless, strategic and analytical approach towards enhancing fund returns while controlling risk, through maintaining a well diversified, high alpha, low beta profile to achieve capital appreciation, paying attention to valuation relative to growth, maintaining minimal losses. Extensively analyzing securities and monitoring company changes and rebalancing the fund with socio-economic changes.

Legal Disclaimer

Coast Mutual Funds are not deposits in, or obligations of, and are not guaranteed by any financial institution. Mutual funds are subject to investment risk. The investment return and principal value of an investment in a mutual fund will fluctuate, and an investor's shares when redeemed may be worth more or less than their original cost. Past performance does not guarantee future results.

Monthly Performance of the Fund

	Fund
NAV	0.710
YTD - 2018	9.57%
Since Inception	61.92%

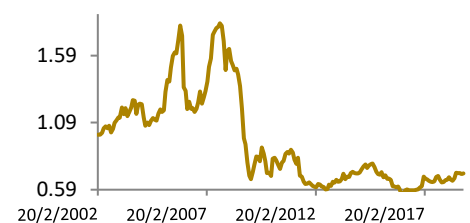
Top Five Holdings

- 1 – Kuwait Finance House
- 2 - National Bank Of Kuwait
- 3 – Agility
- 4 – Zain
- 5 – Bubiyan Petro

Funds Sectors Allocation

Basic Materials	8.759%
Industrial	24.964%
Consumer Goods	0.00%
Consumer Service	0.00%
Telecommunication	7.945%
Banks	33.726%
Real Estate	6.841%
Financial Service	3.675%
Technology	0.673%
Investments In Local Funds	3.36%
Unquoted Sector	0.891%
Cash & Cash Equivalent	9.169%

Coast Investment Fund NAV - Since Inception



Fund Manager
Coast Investment Co.

Management Fees
1.5% per annum

Performance
20% above 10% return

Fund Structure
Open-Ended Fund

Inception Date
2001 November

Currency
Kuwaiti Dinar

Minimum Investment
1,000 units

Subscription/Redemption
Up to 2.0%

Subscription/Redemption
Monthly

Custodian:
Gulf Bank

Custodian fees
0.125% per annum

Benchmark
KSE weighted Index

Zawya Code
CICCOIN.MF

Bloomberg
COASTIN:KK

Net Assets:
30.044 Million

Auditor
BDO Al NISF

Fund Summary